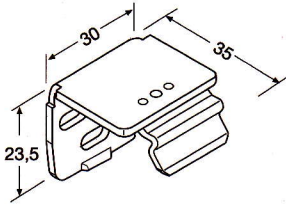


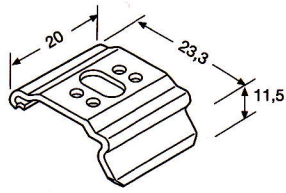
All Skylight Blinds (PL11, PL30, PL31, PL41, PL42)

Always consider which type of brackets and fixings you will be using prior to measuring as you may need to make allowances in your measurements if using alternative fixings.

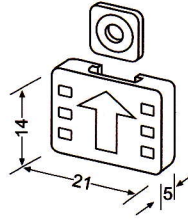
Face Fix Bracket



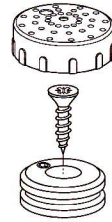
Top Fix Bracket



Tension Button



Brass Tension Button



Extension Face Fix Bracket

