

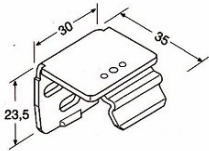
## Bracket Options & Beading Info

### Bracket Options

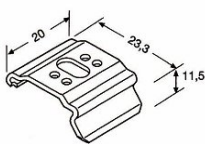
All brackets and fastenings are colour coordinated with head and bottomrails. Always consider the type of fixings you are using when measuring as you may need to order extension brackets to avoid any window furniture. Please write your bracket requirements clearly on your order.

#### Freehanging and Pre-Tensioned Blinds

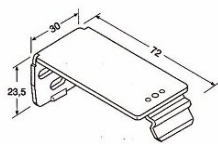
Face Fix Bracket



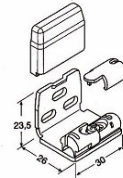
Top Fix Bracket



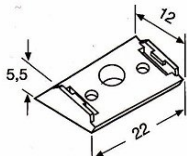
Extensions Face Fix Bracket



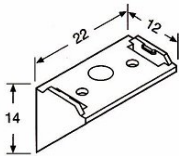
VS Face Fix Bracket



Angle Fixing 15°



Angle Fixing 45°



Beading on window



Beading

Angle Fixing brackets can be added to keep blinds as horizontal as possible on the beading wedge.

The Beading can often have a may have a 15° or 45° wedges. You may need this if you have chosen a VS1, VS1 BR (Bottom Rail) or VS3 (Night and Day Blind). More details on fitting on our Technical Manual.

<http://www.meritblinds.co.uk/docs/pleated-tech-guide.pdf>